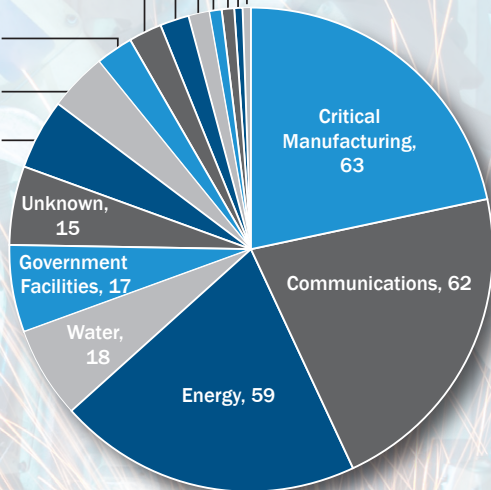




FY 2016 Incidents by Sector (290 total)

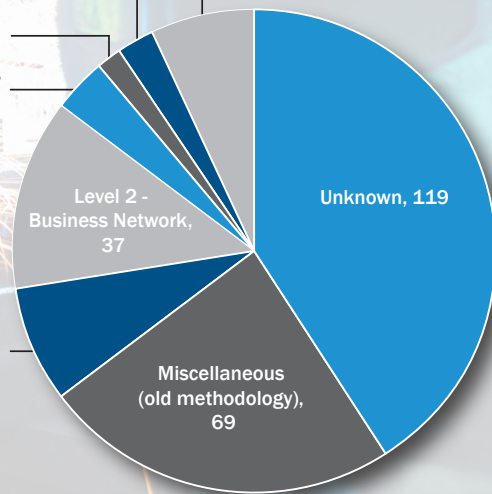
- Defense Industrial Base, 1
- Financial Services, 2
- Emergency Services, 2
- Food and Agriculture, 3
- Chemical, 4
- Commercial Facilities, 5
- Nuclear Reactors,
Materials and Waste, 7
- Information
Technology, 7
- Healthcare and
Public Health, 11
- Transportation
Systems, 14
- Dams, 0



FY 2016 Incidents by Level of Intrusion (290 total)

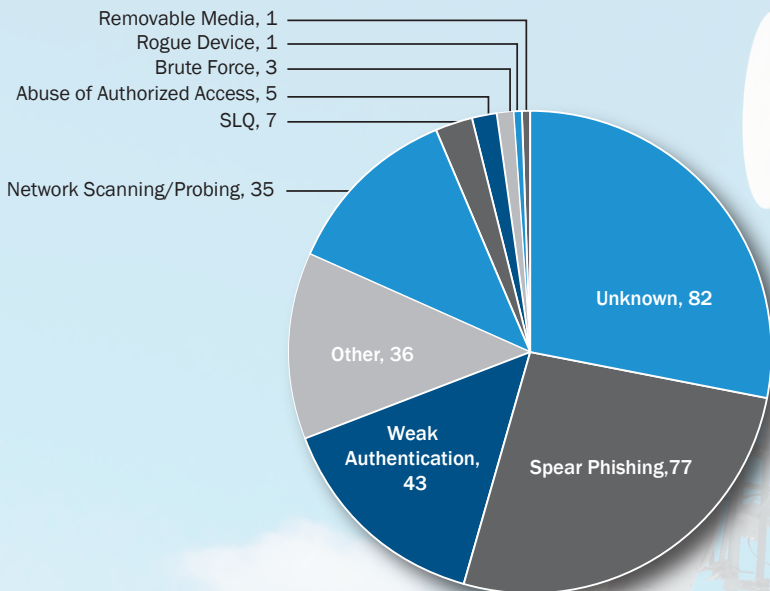
- Level 6 -
Critical Systems, 20
- Level 5 - Critical
Systems Management, 7
- Level 4 - Critical
Systems DMZ, 5
- Level 3 - Business
Network Management, 10

- Level 1 -
Business DMZ, 23
- Level 7 - Safety Systems, 0
- Corporate Intrusion, 0
- Control Network Impact, 0
- No Network Impact, 0





FY 2016 Incidents by Threat Vector (290 total)



FY 2016 Incidents by Functional Impact (290 total)

